

Something For Every Body.

The Orthopaedica seating range offers five principle types, with each variation offering a large selection of optional features.



90Series



100Series



100Series



200Series



300Series



Support Where You Need It.

Robust, practical and built for comfort, the Orthopaedica seating collection is designed to offer maximum support in the most demanding work situations. Orthopaedica assists in reducing back discomfort and enhances well-being to enable the user to work and perform to their best ability. Clearly labelled and easily accessible controls allow the chairs to be adjusted if required and used by different people, without impairing their effectiveness.



Choose Your Features.



1. Headrest
The addition of an adjustable headrest supports the user in reclined positions, relieving stress within the neck muscles.



2. Fold Down Arms
Fully adjustable fold down arms allow easy access to the workstation.



3. Inflatable Lumbar & Thorax
By using the pneumatic pump the lumbar or thorax can be inflated or deflated as required.



4. Seat Slide
A sliding seat adapts to different thigh lengths, allowing the user to optimise their own comfort and support.



5. AirTech Seat Board
A push of the button allows air to flow through the two way valve; this enables the seat to move as you move and moulds to your natural shape.

Orthopaedica.

90SERIES

The 90Series is the original model of Orthopaedica, built with a contoured seat and backrest; it provides high levels of support during prolonged sitting periods. The seat can be further enhanced with the addition of optional features including: seat depth adjustment, inflatable lumbar and thorax and a choice of arm options.



Orthopaedica.

100SERIES

The 100Series offers a wider back for a more encompassing sit. The upholstered outer back creates a softer aesthetic and can be specified in two-tone fabric to create a unique look.





Orthopaedica.

100SERIES

The addition of an adjustable headrest makes the Orthopaedica 100Series a truly adaptable seating solution. Developed to support the user in reclined positions, relieving stress and tension within the neck muscles, this model provides full ergonomic control throughout the working day.



Orthopaedica.

200SERIES

Every individual is unique in their proportions, which is why we developed a range of back heights within the Orthopaedica range. The mid back variation is built with a laminated core; the 200Series is available with an upholstered outer and inner back.



Orthopaedica.

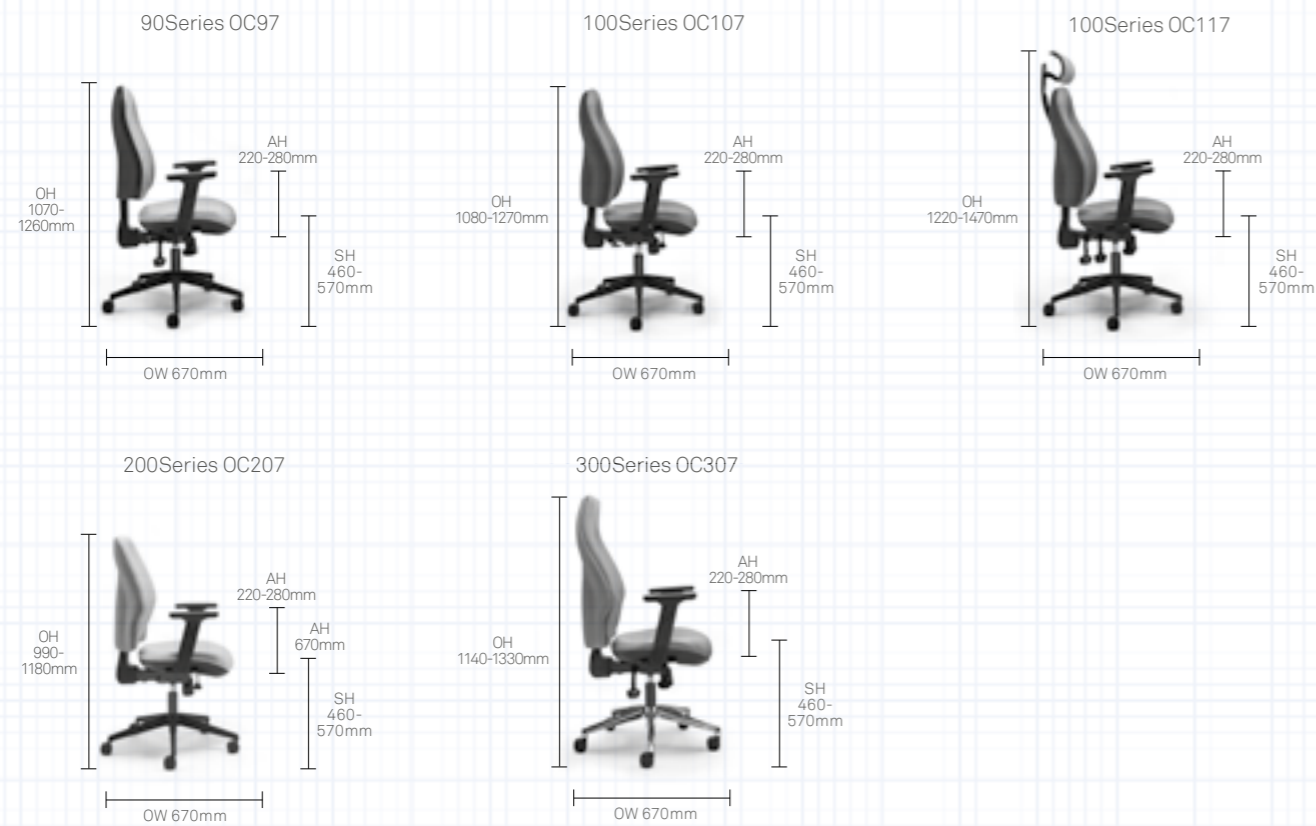
300SERIES

The expansion of the Orthopaedica range has led to the creation of the ultra high back, to offer the ultimate in support and comfort. Developed with a laminated core structure for additional strength, the 300Series features a fully upholstered back.

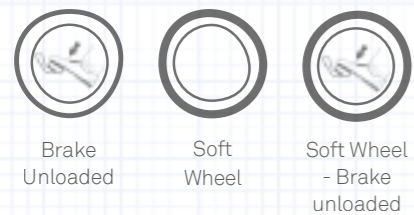


Support Where You Need It.

Dimensions



Castor Options



Mechanisms



Independent

Independent movement enables the seat and backrest angle to be adjusted separately, with the ability to lock in a fixed position - (will freefloat if lever is left unlocked).




Fully synchronised

Fully synchronised mechanism enables seat and backrest angle to be adjusted to required position. Fixed ratio of 1.8:1 ensures correct ergonomic posture.

Please see page 7 for full list of optional features or refer to the Price Guide.

Base Finishes



Our Recommended Fabrics

